

New Slim Connector-Terminal Block Conversion Units.

- Mounting area reduced by 35% (in comparison with 40-pole XW2B Units) to contribute to downsizing control panels and automatic equipment.
- Fallout prevention for terminal screws.
- Round or forked crimp terminals can be used.
- Mount to DIN Track or via screws.
Unique DIN Track lock can maintain open status during DIN Track attachment and removal.
- Terminal cover can be locked open.
- Screw terminals are arranged by color in groups of five to simplify counting terminal numbers.



Ordering Information

Connectors

Mounted Connector	No. of poles	Model	Dimension A	Dimension B	Mounted Connector model	Cable Connector model
XG4A MIL Connectors	20	XW2D-20G6	79	57	XG4A-2031	XG4M-2030-T
	34	XW2D-34G6	128	100	XG4A-3431	XG4M-3430-T
	40	XW2D-40G6	149	110	XG4A-4031	XG4M-4030-T
	50	XW2D-50G6	184	144	XG4A-5031	XG4M-5030-T

Accessories (Order Separately)

Connecting Cables for Connector-Terminal Block Conversion Units

Refer to the *XW2Z Datasheet*.

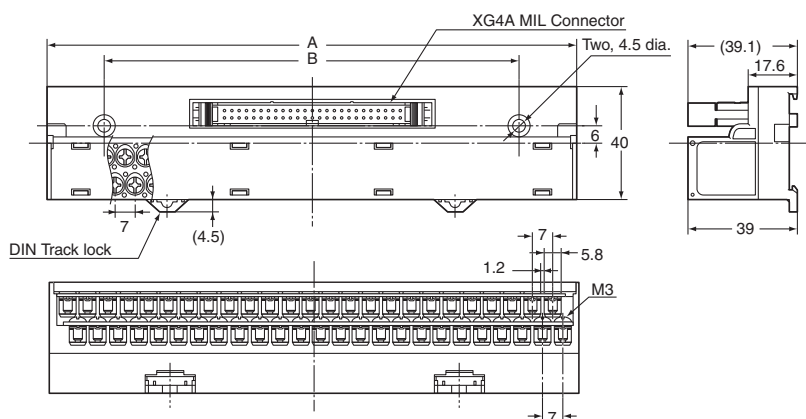
Ratings and Specifications

Rated current	1 A
Rated voltage	125 VAC, 24 VDC
Insulation resistance	100 MΩ min. (at 500 VDC)
Dielectric strength	500 VAC for 1 min (leakage current: 1 mA max.)
Ambient operating temperature	0 to 55°C

Dimensions

XW2D-□□G6

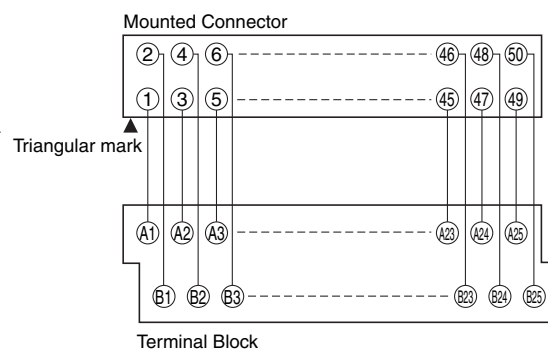
Mounted Connector: XG4A MIL Connector



Note: There is only one DIN Track lock located in the center of the terminal block for a 20-pole Unit.

Wiring Diagram

(Example for Terminal Block with 50 Poles)



Note: For all models, the odd-numbered pins on the Connector correspond to row A on the terminal block and the even-numbered pins on the Connector correspond to row B on the terminal block.

Dimensions

Model	No. of poles	Dimension A (mm)	Dimension B (mm)
XW2D-20G6	20	79	57
XW2D-34G6	34	128	100
XW2D-40G6	40	149	110
XW2D-50G6	50	184	144

Safety Precautions

Precautions for Correct Use

● Wiring

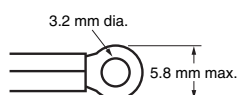
- Always turn OFF the power supply before wiring. Otherwise, cables or other conductors can short the terminals and cause the Unit to fail.
- Do not connect or disconnect Connectors with the power turned ON. Otherwise, it may cause malfunctions.

● Wiring Terminal Blocks

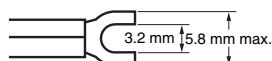
Using Crimp Terminals

(With a Terminal Block with M3 Screws)

Round crimp terminals



Forked crimp terminals



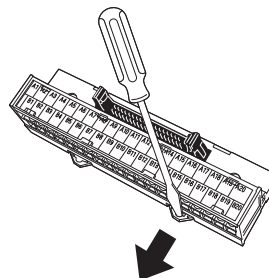
Applicable crimp terminals		Applicable wires
Round crimp terminals	1.25-3	AWG 22 to 16 (0.30 to 1.25 mm ²)
Forked crimp terminals	1.25Y-3	AWG 22 to 16 (0.30 to 1.25 mm ²)

● Terminal Screw Tightening Torque

Use a tightening torque of 0.54 N·m when connecting wires or crimp terminals to the terminal block.

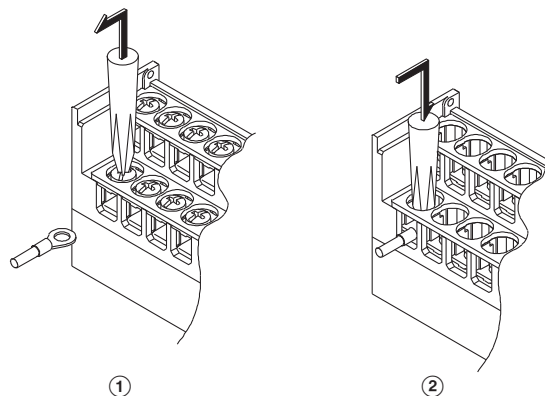
● Mounting Units to and Removing Units from DIN Track

- XW2D Connector-Terminal Block Conversion Units can be mounted side-to-side on DIN Track.
- Secure both ends of the XW2D with End Plates.
- When removing the Unit from a DIN Track, insert a flat-head screwdriver into the slider and pull the lock out.



● Handling M3 Screw and Round Terminals

Raise the M3 screw with a Phillips screwdriver as shown in diagram (1) and slide the screw toward you to keep the space open. Follow the steps in diagrams (1) and (2) below when using round crimp terminals.



Terms and Conditions Agreement

Read and understand this catalog.

Please read and understand this catalog before purchasing the products. Please consult your OMRON representative if you have any questions or comments.

Warranties.

(a) Exclusive Warranty. Omron's exclusive warranty is that the Products will be free from defects in materials and workmanship for a period of twelve months from the date of sale by Omron (or such other period expressed in writing by Omron). Omron disclaims all other warranties, express or implied.

(b) Limitations. OMRON MAKES NO WARRANTY OR REPRESENTATION, EXPRESS OR IMPLIED, ABOUT NON-INFRINGEMENT, MERCHANTABILITY OR FITNESS FOR A PARTICULAR PURPOSE OF THE PRODUCTS. BUYER ACKNOWLEDGES THAT IT ALONE HAS DETERMINED THAT THE PRODUCTS WILL SUITABLY MEET THE REQUIREMENTS OF THEIR INTENDED USE.

Omron further disclaims all warranties and responsibility of any type for claims or expenses based on infringement by the Products or otherwise of any intellectual property right. (c) Buyer Remedy. Omron's sole obligation hereunder shall be, at Omron's election, to (i) replace (in the form originally shipped with Buyer responsible for labor charges for removal or replacement thereof) the non-complying Product, (ii) repair the non-complying Product, or (iii) repay or credit Buyer an amount equal to the purchase price of the non-complying Product; provided that in no event shall Omron be responsible for warranty, repair, indemnity or any other claims or expenses regarding the Products unless Omron's analysis confirms that the Products were properly handled, stored, installed and maintained and not subject to contamination, abuse, misuse or inappropriate modification. Return of any Products by Buyer must be approved in writing by Omron before shipment. Omron Companies shall not be liable for the suitability or unsuitability or the results from the use of Products in combination with any electrical or electronic components, circuits, system assemblies or any other materials or substances or environments. Any advice, recommendations or information given orally or in writing, are not to be construed as an amendment or addition to the above warranty.

See <http://www.omron.com/global/> or contact your Omron representative for published information.

Limitation on Liability: Etc.

OMRON COMPANIES SHALL NOT BE LIABLE FOR SPECIAL, INDIRECT, INCIDENTAL, OR CONSEQUENTIAL DAMAGES, LOSS OF PROFITS OR PRODUCTION OR COMMERCIAL LOSS IN ANY WAY CONNECTED WITH THE PRODUCTS, WHETHER SUCH CLAIM IS BASED IN CONTRACT, WARRANTY, NEGLIGENCE OR STRICT LIABILITY.

Further, in no event shall liability of Omron Companies exceed the individual price of the Product on which liability is asserted.

Suitability of Use.

Omron Companies shall not be responsible for conformity with any standards, codes or regulations which apply to the combination of the Product in the Buyer's application or use of the Product. At Buyer's request, Omron will provide applicable third party certification documents identifying ratings and limitations of use which apply to the Product. This information by itself is not sufficient for a complete determination of the suitability of the Product in combination with the end product, machine, system, or other application or use. Buyer shall be solely responsible for determining appropriateness of the particular Product with respect to Buyer's application, product or system. Buyer shall take application responsibility in all cases.

NEVER USE THE PRODUCT FOR AN APPLICATION INVOLVING SERIOUS RISK TO LIFE OR PROPERTY OR IN LARGE QUANTITIES WITHOUT ENSURING THAT THE SYSTEM AS A WHOLE HAS BEEN DESIGNED TO ADDRESS THE RISKS, AND THAT THE OMRON PRODUCT(S) IS PROPERLY RATED AND INSTALLED FOR THE INTENDED USE WITHIN THE OVERALL EQUIPMENT OR SYSTEM.

Programmable Products.

Omron Companies shall not be responsible for the user's programming of a programmable Product, or any consequence thereof.

Performance Data.

Data presented in Omron Company websites, catalogs and other materials is provided as a guide for the user in determining suitability and does not constitute a warranty. It may represent the result of Omron's test conditions, and the user must correlate it to actual application requirements. Actual performance is subject to the Omron's Warranty and Limitations of Liability.

Change in Specifications.

Product specifications and accessories may be changed at any time based on improvements and other reasons. It is our practice to change part numbers when published ratings or features are changed, or when significant construction changes are made. However, some specifications of the Product may be changed without any notice. When in doubt, special part numbers may be assigned to fix or establish key specifications for your application. Please consult with your Omron's representative at any time to confirm actual specifications of purchased Product.

Errors and Omissions.

Information presented by Omron Companies has been checked and is believed to be accurate; however, no responsibility is assumed for clerical, typographical or proofreading errors or omissions.